



A simple way to save energy and reduce fuel bills

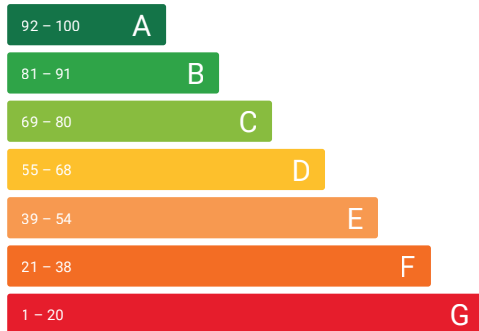
Zypho[®] is an affordable, easy-to-fit energy-saving device for bathrooms, substantially improving the energy efficiency of showers.

With the new Part L Building Regulations now in place, installing Zypho[®] systems can offer some of the best value SAP points available. Zypho[®] can also be used to improve the EPC score of existing homes.

KEY FEATURES

- ✓ Passively recovers heat from shower waste
- ✓ Low cost
- ✓ No maintenance – ‘fit and forget’
- ✓ Robust, lightweight and easy to fit
- ✓ No moving parts or power connections
- ✓ Horizontal and vertical solutions available
- ✓ Perfect for high-density housing
- ✓ UK logistics for rapid product call off


Very energy-efficient. Lower running costs.



Not energy-efficient. Higher running costs.

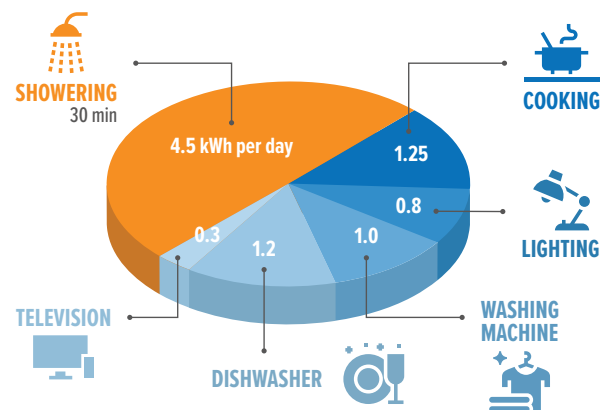
ZYPHO[®] TAKES YOU HIGHER

Zypho[®] can provide a home with the same EPC uplift as installing triple glazing – at a fraction of the cost.



WHY CHOOSE ZYPHO[®]?

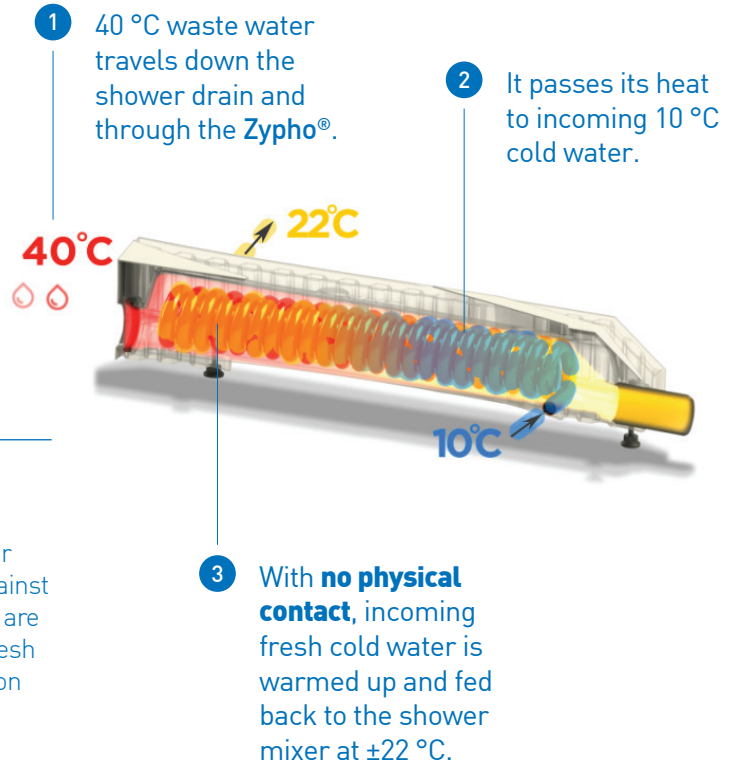
After space-heating, hot water is the largest energy consumer in the home. By the simple act of recovering heat from waste water, Zypho[®] improves the efficiency of the shower by between 31-75%, depending on the application and model. Perfect for new build or for retrofitting, its unique, self-contained mechanism requires no mains connection or maintenance.



One day, all showers will work this way.

HOW IT WORKS

Most showers send waste water down the drain at 40 °C – a major waste of energy. With **Zypho**[®], the outgoing waste water is run against a copper coil of incoming fresh cold water. While the two streams are kept physically separate, heat passes from the waste hot to the fresh cold, effectively recycling the heat and lightening the load placed on the hot water generation system. The pre-heated fresh water can be directed to the shower tap, to the water heater, or to both.



Two low-cost variants available



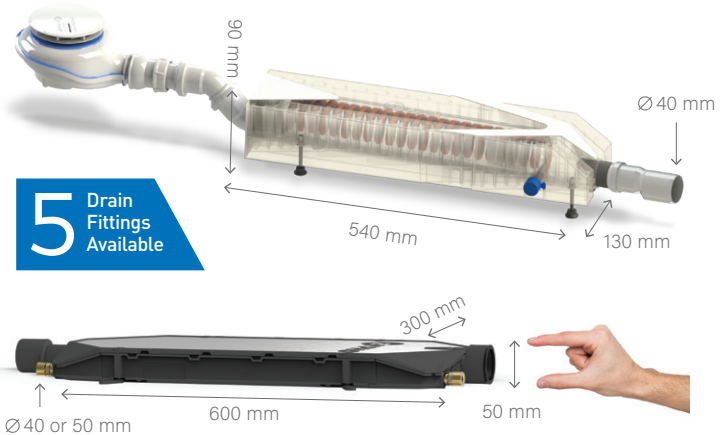
VERTICAL

PiPe 65 | PiPe 75

Ideal for a two-storey house (adaptable to shower trays, linear drains and baths).

PiPe65

PiPe75



HORIZONTAL

izi 30 **izi 40** **Slim50**
generation

iZi 30 High Flow | iZi 40 Eco Shower | Slim50

Install to any shower tray, bath, linear or square drain. Slim50 is the SLIMMEST unit on the market at just 50 mm high and improves energy efficiency by up to 50%.

Where else can you get a 3-6% improvement in SAP points for just a few hundred pounds?

Energy efficiency measure	SAP uplift %	Capital Cost
Zypho [®] Shower Heat Recovery	3 – 6%*	£ 450
Upgrading to triple glazing	c. 5%	c. £4,000

* Depending on model and application.

Low cost • Easy to fit • No maintenance • Significant energy savings